



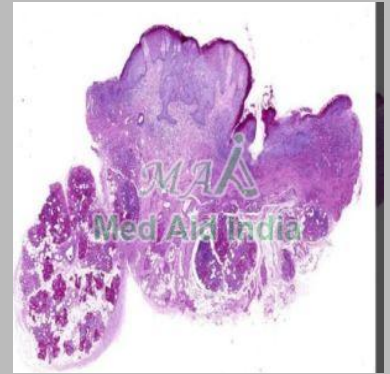
Med Aid India is known as top Manufacturer, Exporter, Supplier, Distributor and Retailer of best DIGITAL HISTOLOGY SLIDES, DIGITAL PATHOLOGY SLIDES, HISTOLOGY SLIDES FOR MBBS, Laboratory Consumables and ORAL HISTOLOGY SLIDES.



Odonotogenic Cyst  
Microscope Slides



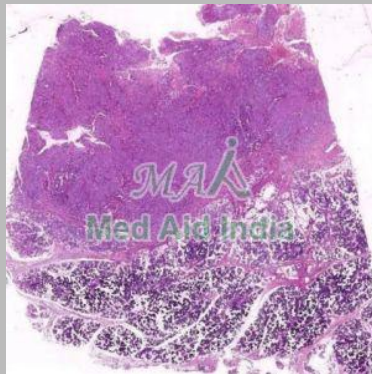
Van Gieson Stain  
Special Stain Slide



PAS Special Stain  
Prepared Microscope  
Slides



Digital Oral Pathology  
Slides Set



Oral Pathology Digital  
Slides Set



oral embryology face  
development slide



## About Med Aid India

Since its inception in **2003**, **Med-Aid India** has been dedicated to **manufacturing, exporting, and supplying** high-quality teaching materials for medical, dental, and paramedical colleges. Currently operating from **Faridabad**, our extensive product range includes Glass Slides, Whole Digital Slide Images, E-Teaching Modules, and more, covering various disciplines such as Pathology, Oral Pathology, Histology, Oral Histology, Cytology, Microbiology, and Hematology.

Supported by a sophisticated infrastructure equipped with advanced machinery, our manufacturing unit is segmented into departments like manufacturing, quality testing, R&D, and OEM capability. This setup enables us to meet customer requirements with precision and efficiency. We ensure that our products are packed using quality materials to maintain their integrity during transportation.

Our team comprises skilled professionals who work in close coordination with clients to understand their needs and deliver satisfactory solutions. Under the guidance of Directors **Dr. Ratish Chandra** and **Dr. Mithilesh Chandra**, we have achieved remarkable success, driven by their ethical business practices and commitment to client satisfaction.

Med-Aid India's vision is to enhance teaching quality in dental, medical, and paramedical colleges by providing superior teaching materials. We aim to equip colleges with high-quality prepared glass slides, digital/virtual slides, and e-teaching modules at nominal rates. Our mission includes promoting e-education in subjects like Histology and Pathology, empowering students for self-learning, and supplying relevant teaching aids for comprehensive education.

Additionally, we offer customized products developed by a skilled team of medical and ICT professionals. Spearheaded by Dr. Mithilesh Chandra, our team ensures stringent quality control and continuous technological advancement. We provide comprehensive solutions, from preparing virtual/digital slides to implementing technology in medical education and presentations. Our expertise extends to telepathology/digital pathology consultation, hosting digital images, and producing e-modules for enhanced learning experiences.



With an impressive clientele comprising prestigious educational institutions in India and abroad, Med-Aid India has established itself as a trusted supplier of teaching materials. We continue to innovate and expand our offerings to meet the evolving needs of the education sector, driven by our core values of quality, integrity, and customer satisfaction.



## Factsheet

### Basic Information

Nature of Business : Manufacturer / Exporter / Supplier / Distributor / Retailer

---

Contact Person : Dr Ratish Chandra & Dr Mithilesh Chandra

---

Registered Address : B-6, Sector-27, Near Jain Mandir, Noida, Uttar Pradesh

---

Total Number of Employees : Below 20

---

Year of Establishment : 2003

---

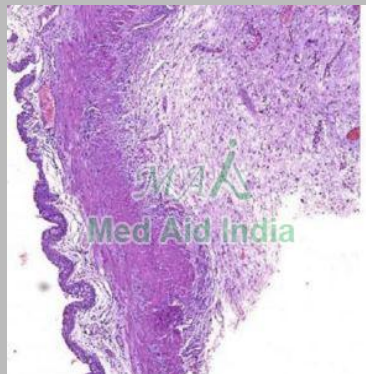
Legal Status of Firm : Partnership

---

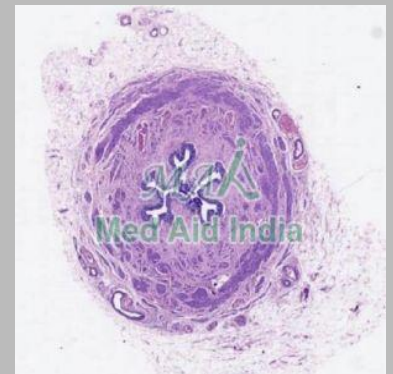
## HISTOLOGY SLIDES FOR MBBS



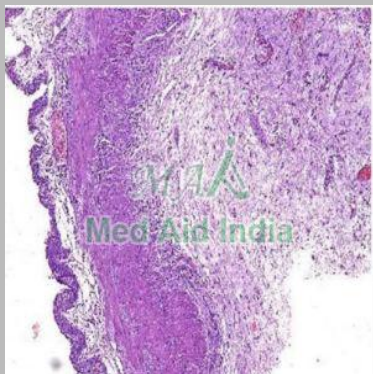
Vas Deferans Histology Slide



Urinary Bladder Histology Slide



Ureter Histology Slide



Transitional Epithelium Histology Slide



Trachea Anatomy Slide

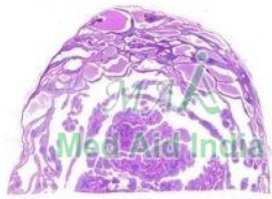


Trachea Histology Slide

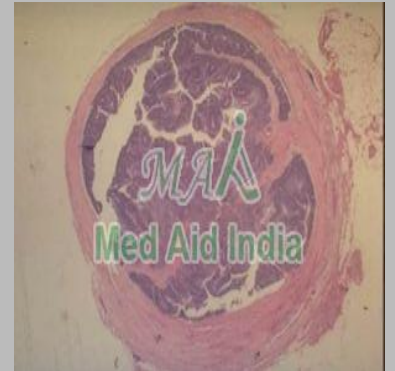
## PREPARED HISTOPATHOLOGY SLIDES



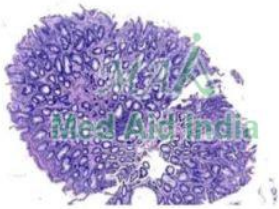
Urothelial Carcinoma  
Pathology Glass Slide



Tumors Pathology  
Microscope Slide



Systemic Pathology  
Prepared Microscope  
Slide



Solitary Rectal Ulcer  
Histopathology Slides



Renal Infarction



Pulmonary Edema  
Pathology Slide

## ORAL HISTOLOGY SLIDES



Tooth Germ  
Development Bell Stage  
Prepared Microscope  
Slide



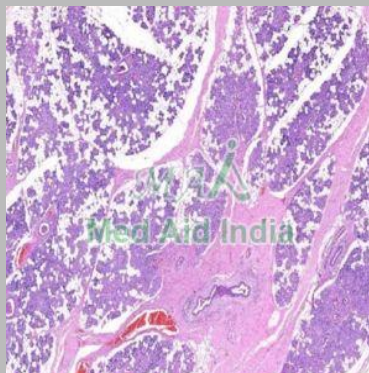
Taste Bud Oral Histology  
Prepared Slide



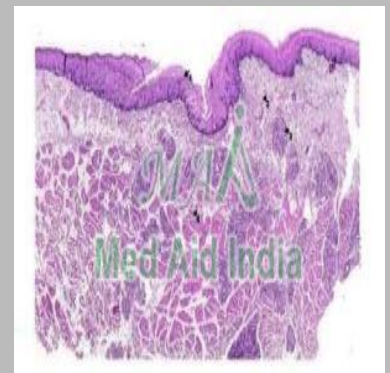
Salivary Gland Oral  
Histology Prepared Slides



Prepared Microscope  
Slide Oral Histology  
Slides

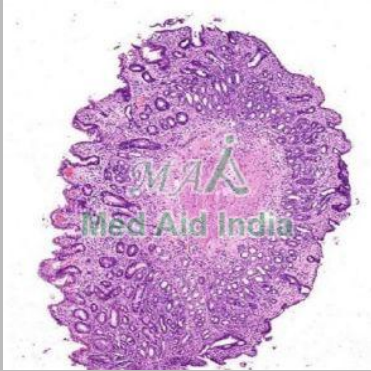


Parotid Gland Oral  
Histology Prepared Slide

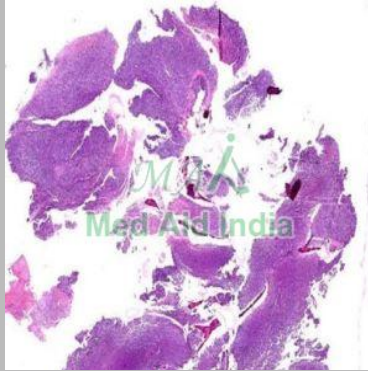


Oral Mucosa Histology  
Slide

## DIGITAL PATHOLOGY SLIDES



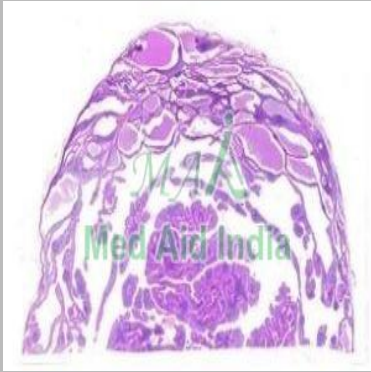
Systemic Pathology  
Digital Pathology Slide  
Sets



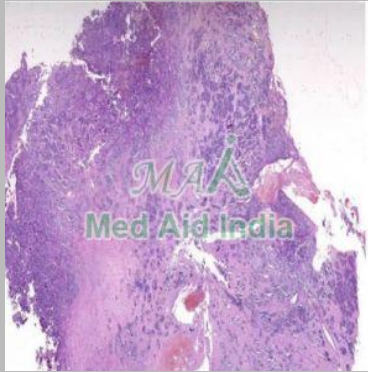
soft tissue tumors digital  
slide sets



Soft Tissue Lesion Digital  
Slide Sets



Digital Histopathology  
Slides Set



Premalignant Disorder E  
Slide Sets



Oral Pathology Digital  
Slides Set



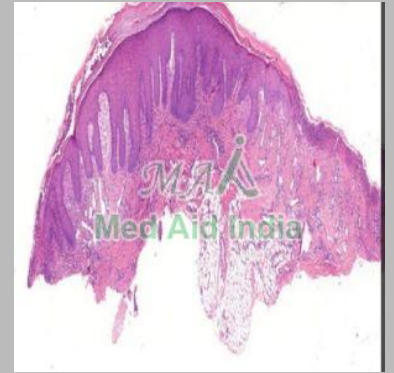
## ORAL PATHOLOGY SLIDES



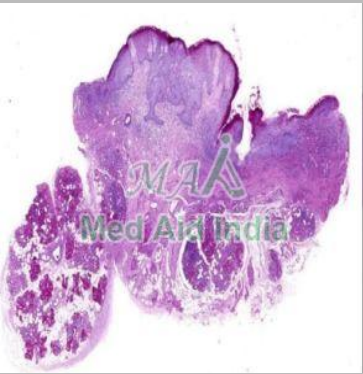
White Sponge Nevus  
Prepared Microscope  
Slide



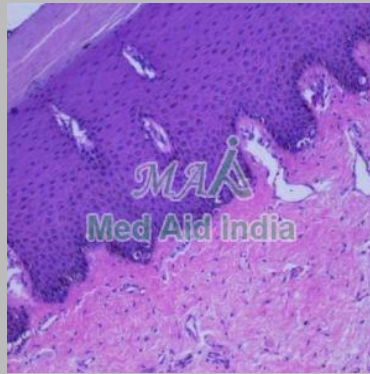
Van Gieson Stain  
Special Stain Slide



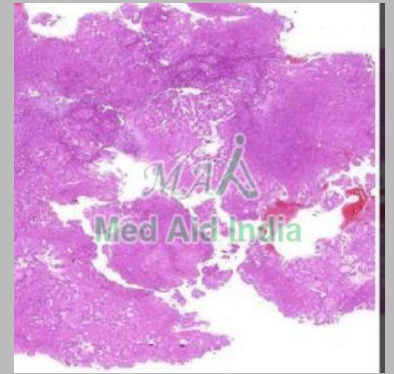
Traumatic Ulcer Tongue  
Prepared Microscope  
Slide



PAS Special Stain  
Prepared Microscope  
Slides



Oral Pathology Prepared  
Microscope Slide

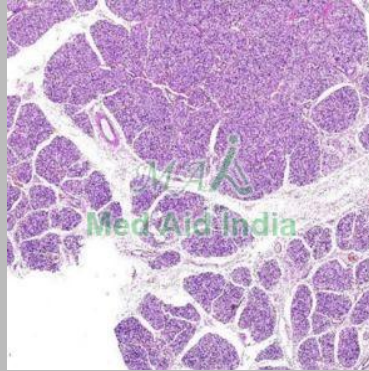


Oral Pathology Fibrous  
Dysplasia

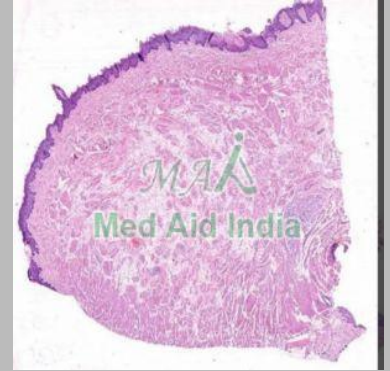
## DIGITAL HISTOLOGY SLIDES



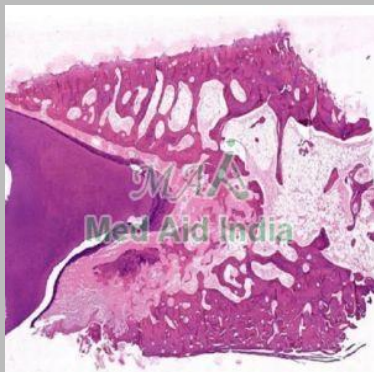
Salivary Gland Of  
Tumors Digital Slide Sets



Saliivary Gland Lesions  
Digital Slides Set



Online Oral Histology  
Digital Slides Set



Oral Histology Digital  
Slides Sets



Oral Histology Digital  
Slides Set



E Slides Of Tooth Germ  
Development

## WET UNMOUNTED GROSS SPECIMENS



Tuberculosis Breast  
Gross Pathology  
Specimen



Signet Ring Carcinoma  
Descending Colon Gross  
Specimen



Sertoli Cell Ovary Gross  
Pathology Specimen



Osteogenic Carcinoma  
Gross Specimen



Hodgkins Lymphoma  
Gross Specimen

## Other Products/Services



Prepared Digital Slides



Prepared Microscopy  
Glass Slides



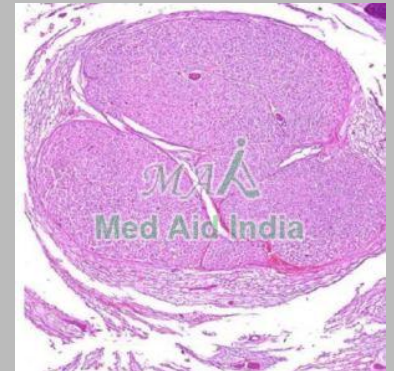
Human Histology  
Prepared Microscopic  
Slide Set



Secretory Endometrium  
Prepared Microscope  
Slides

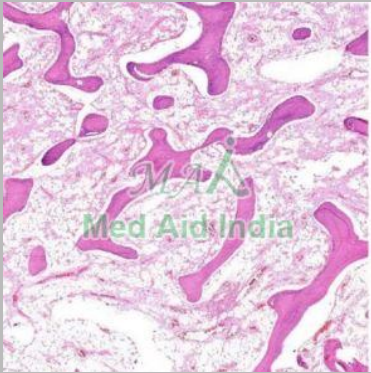


Appendix Prepared  
Histology Glass Slide



Peripheral Nerve  
Prepared Histology  
Glass Slide

## Other Products/Services



Cancellous Bone  
Prepared Histology Slide



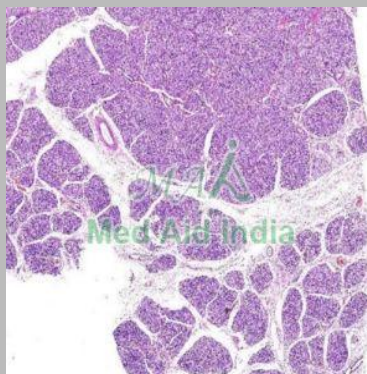
Optic Nerve Histology  
Prepared Slide



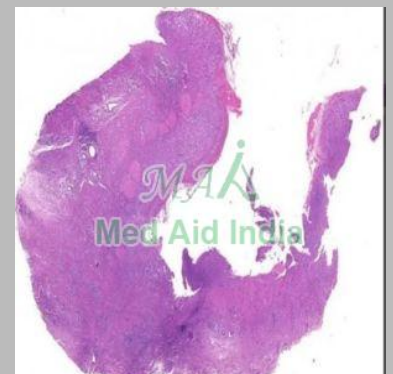
Retina Histology  
Prepared Slide



Vein Prepared Anatomy  
Glass Slide



Salivary Gland Lesions  
Digital Slides



Pathology Slides



## Other Products/Services



Clonorchiasis Gall  
Bladder Microscope Slide




## Contact Us

### Med Aid India

Contact Person : Dr Ratish Chandra & Dr Mithilesh Chandra

 B-6, Sector-27, Near Jain Mandir

 08068051349 Dial Ext: 982

 medaidindia@yahoo.com

 <https://www.exportersindia.com/med-aid-india>